



Smart System

Technical Specification

R. Manaus, 51 - Vila Bertioga
São Paulo / SP - CEP: 03185-040
Tel: +55 11 2028-8666
www.sincron.com.br



versão 1.0

SUMMARY

DESCRIPTIVE	3
1. SYSTEM COMPOSITION	4
2. ALARMS AND HARDWARE SERVICES	5
3. PRODUCT DESCRIPITON	6
3.1 SMART BED STATION	6
3.2 OVERLAPPING FIXING	6
3.3 FOR FIXING ON A MEDICAL GAS OUTLET LINEN	7
3.4 SINCRON PATIENT BUTTON WITH DIN	7
3.5 BATHROOM STATION WITH CORD	7
3.6 INDIVIDUAL BATHROOM STATION WITH CORD	8
3.7 LED DOOR SIGNAL	9
3.8 CENTRAL MASTER PLUS WITH VOICE FOR NURSNG STATION	9
3.9 ALPHANUMERIC MESSAGE PANEL – REPEATER	9
3.10 POWER SUPPLY 12VDC 10A COD. PD051	10
3.11 CABLE CLOSING BOX MT035	10
3.12 GATEWAY TCP / IP	10
3.13 MANAGEMET AND REGISTRATION SOFTWARE CODE MT011	11



Rua Manaus, 51
Vila Bertioga - SP



(11) 2028-8866



sincron@sincron.com.br
www.sincron.com.br

DESCRIPTIVE

The Smart System is, arguably, the best cost-benefit in the market with the possibility of numerous forms of communication. Through the software, it issues reports about types and events and their respective times, on the monitoring screen it presents events in real time and it is allowing integration with Hospital Management Systems and devices such as mobile extensions, smartphones, pagers, etc.

Manufactured according to the Technical Norms of ABNT (Brazilian Association of Technical Standards) - NBR - 5410 and the ANVISA (National Health Surveillance Agency) - RDC – 50.



Rua Manaus, 51
Vila Bertioga - SP











(11) 2028-8866



sincron@sincron.com.br
www.sincron.com.br

1. SYSTEM COMPOSITION

1	1.1		SMART BED STATION COD SM010
			OVERLAY INSTALLATION IN 4X2" BOX (for fixing in a 4x4 inch box, cod. 15166 finish is required)
	1.2		SMART BED STATION COD. SM006
			INSTALAÇÃO EMBUTIDA EM PAINEL OU RÉGUA DE GASES
2			PATIENT BUTTON COD. PD060 (WITH LED AND DISCONNECT DEVICE)
3			BATH STATION WITH CORD COD. PD066
			OVERLAY INSTALLATION IN 4X2" BOX (for fixing in a 4x4 inch box, cod. 15166 finish is required)
4			INDIVIDUAL BATHROOM STATION WITH CORD COD. PD070
			OVERLAY INSTALLATION IN 4X2" BOX (for fixing in a 4x4 inch box, cod. 15166 finish is required)
5			LED'S DOOR SIGNAL COD. PD057
			OVERLAY INSTALLATION IN 4X2" BOX (for fixing in a 4x4 inch box, cod. 15166 finish is required)
6			CENTRAL NURSING STATION COD. SM08
7			ALPHANUMERIC MESSAGE PAINEL - REPEATER COD. PD022






Rua Manaus, 51
Vila Bertioga - SP



(11) 2028-8866



sincron@sincron.com.br
www.sincron.com.br

8		POWER SUPPLY 12VDC 10A COD. PD051
9		CABLE CLOSING BOX COD. MT035
10		GATEWAY TCP/IP COD. PD053
11		MANAGEMENT AND REGISTRATION SOFTWARE COD. MT011

2. ALARMS AND HARDWARE SERVICES

		BUTTON ACTIVATION	HOW THE ACTIVATION IS PERFORMED	DOOR SIGN	NURSING STATION BOARD
BED STATION		Patient	Through the headset	FLASHING RED	Visual and audible alarm
CALL	BATH	Patient	Through the cord	RED AND FLASHING BLUE	Differentiated visual and audible alarm
PRESENCE IN BED		Nursing staff	Using the red button on the bed station or RFID	CONTINUOUS RED LIGHT	Visual alarm
HELP REQUEST		Nursing staff	Through the green button station bed	FLASHING GREEN	Visual and audible alarm
PRESENCE OF HELP (GREEN CODE)		Nursing staff	Using the red button on the bed station or RFID	CONTINUOUS GREEN LIGHT	Visual alarm
YELLOW CODE		Nursing staff	Using the yellow button on the bed station	FLASHING YELLOW	Visual and audible alarm
PRESENCE OF YELLOW CODE		Doctor (s)	Through the red button on the bed station or RFID	CONTINUOUS YELLOW	Visual alarm
BLUE CODE		Nursing staff	Through the blue AND yellow button simultaneously from the bed station	FLASHING BLUE	Differentiated visual and audible alarm
PRESENCE OF BLUE CODE		Doctor (s)	Using the red button on the bed station or RFID	CONTINUOUS BLUE	Visual alarm
INFUSION PUMP ALARM		Contact of pump	Through the contact sent by the infusion pump	RED AND FLASHING GREEN	Visual and audible alarm



Rua Manaus, 51
Vila Bertioga - SP



(11) 2028-8866



sincron@sincron.com.br
www.sincron.com.br

3. PRODUCT DESCRIPITON

3.1 SMART BED STATION

When activated, it sends a signal to the door signal and to the Digital Central of the Nursing Station, informing the type of call, the room / bed, in addition to triggering an audible alarm.

Events and services: Bed Assistance Call; Bathroom Call; Bed Presence; Request for help; Presence of Assistance; Yellow Code; Yellow Code Presence; Emergency (Blue Code); Emergency Presence; Infusion Pump Alarm; Call Transfer.

Technical description:	<ul style="list-style-type: none"> - Sound and visual alarming; - Accept Customization; - Serial communication with the Central Nursing Station; - Supports up to 2 patient buttons; • White color; • Material: ABS; • Dimensions 4x2 (H=120mm x W=80mm x D=26mm); • Dimensions 4x4 (H=120mm x W=130mm x D=26mm).
Interfaces:	<ul style="list-style-type: none"> - 1x KRE 3T - Connection with the communication bus with the Central of the nursing station; - 2x KRE 3T- Connection with the Door Sign and Bathroom Call; - 1 x RJ11 - Connection with patient buttons; - Jack P2 - Dry contact connection (optional).

3.2 OVERLAPPING FIXING

Overlapping fixing in a 4x2 inch box (for fixing in a 4x4 inch box, Sincron adapter code 19019 is required).

Dimension HxWxD (110mm x 82mm x 30mm).



Rua Manaus, 51
Vila Bertioga - SP



(11) 2028-8866



sincron@sincron.com.br
www.sincron.com.br

3.3 FOR FIXING ON A MEDICAL GAS OUTLET LINEN

Built-in fixing in gas outlet linen: The gas outlet linen must be manufactured with the necessary hole (see measurements in the image below) for the perfect condition of the station.



3.4 SINCRO PATIENT BUTTON WITH DIN

They are lightweight, water resistant, have an anatomical design, LED for call identification, RJ11 plug and DIN connector that enable a better user experience. With a simple click, the patient activates the Central Nursing Station.

Technical description:	<ul style="list-style-type: none"> • Ergonomic shape; • Visual call identification; • 1,80m cable with Din-5 connector for easy disconnection, in case of cable tensioning; • RJ11 Connector - Connection to the Bed Station; • Waterproof. • White color; • Material: ABS; • Dimensions (H=70mm x W=40mm x D=40mm).
------------------------	--

3.5 BATHROOM STATION WITH CORD (for bathrooms attached to beds)

Its drive is carried out by means of a PVC string in red color. The string should be as close to the floor as possible to facilitate the activation in case of patient fall.



Rua Manaus, 51
Vila Bertioga - SP



(11) 2028-8866



sincron@sincron.com.br
www.sincron.com.br

Fixing in a 4x2 inch box (for fixing in a 4x4 inch box, an adaptor code 15166 is required).

This model of bathroom station is connected to the nearest bed station to the bathroom.

Technical description:	<ul style="list-style-type: none"> • PVC cord; • Led for call identification; • Call cancellation button; • Water resistant. • White color; • Material: ABS; • Dimensions 4x2 (H=120mm x W=80mm x D=26mm); • Dimensions 4x4 (H=120mm x W=130mm x D=26mm).
------------------------	---

3.6 INDIVIDUAL BATHROOM STATION WITH CORD (for bathrooms not tied to beds)

Its activation is carried out by means of a red string. It is a system of mandatory use, determined by a Brazilian law, in bathrooms of various public and private agencies, which require accessibility.

Fixing in a 4x2 inch box (for fixing in a 4x4 inch box, an adaptor code 15166 is required).

This bathroom station model is connected directly to the MT035 Cable Lock Box.

Basic data:	<ul style="list-style-type: none"> • Red color PVC cord; • Led for call identification; • Call cancellation button; • Water resistant. • White color; • Material: ABS; • Dimensions 4x2 (H=120mm x W=80mm x D=26mm); • Dimensions 4x4 (H=120mm x W=130mm x D=26mm).
-------------	---



Rua Manaus, 51
Vila Bertioga - SP



(11) 2028-8866



sincron@sincron.com.br
www.sincron.com.br

3.7 LED DOOR SIGNAL

It can be installed over the door or on the ceiling, it has 4 colors of LEDs in high brightness, red, green, yellow and blue.

Fixing in a 4x2 inch box (for fixing in a 4x4 inch box, an adaptor code 19019 is required).

Technical description:	<ul style="list-style-type: none"> • Installation on wall or ceiling; • It has 4 colors of LEDs in high brightness, red (5400 mcd), green (5400 mcd), yellow (5400 mcd) and blue (5400 mcd); • White color; • Material: ABS and milk PC; • Dimensions 4x2 (H=120mm x W=80mm x D=31mm); • Dimensions 4x4 (H=120mm x W=130mm x D=31mm).
------------------------	---

3.8 CENTRAL MASTER PLUS WITH VOICE FOR NURSNG STATION

Audible and visual alarm, 16 × 2 LCD display with visible area of 21mm x 96mm, shows events in real time, voice communication, dial keys for setting the address of each bed, serial communication with the bed stations, integrable with the network data TCP / IP.

Technical description:	<ul style="list-style-type: none"> - Audible and visual alarm; - Desktop; - 16x2 LCD display with visible area (21mm x 96mm), shows events in real time; - Dial and configuration keys (addressing) of rooms; - It accepts Customization; - Serial communication with bed stations; - White color; - Cabinet Material: PSAl; - Label Material: Polycarbonate; - Dimensions HxWxD (95mm x 190mm x 210mm).
------------------------	--

3.9 ALPHANUMERIC MESSAGE PANEL – REPEATER

The message panel is an option to repeat the message from the Central Nursing Station. It has an audible alarm.



Rua Manaus, 51
Vila Bertioga - SP



(11) 2028-8866



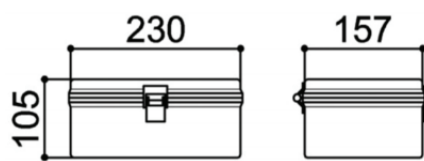
sincron@sincron.com.br
www.sincron.com.br

Basic data:	<ul style="list-style-type: none"> - Long reading range of the display; - Accepts customization; - Communication Port RS-485; - White and red color; - Material: PSAI; - Dimensions HxWxD (75mm x 575mm x 40mm).
-------------	--

3.10 POWER SUPPLY 12VDC 10A COD. PD051

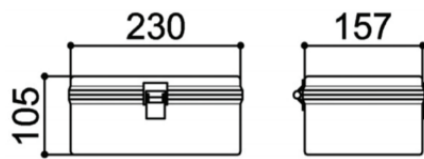
110-240VAC input, automatic selection 2A 50/60Hz. Output 12VDC 10A.

Measurements in the image below (in mm).



3.11 CABLE CLOSING BOX MT035

Closure with 35 RJ45 Jacks. Measurements in the image below (in mm).



3.12 GATEWAY TCP / IP

Network Media:	<ul style="list-style-type: none"> - 10BASE-T: Category UTP 3, 4, 5 cable - EIA / TIA-568 100Ω STP - 100BASE-TX: Category UTP 5, 5e cable - EIA / TIA-568 100Ω STP - 1000Base-T: UTP Category 5, 5e cable
Data rates:	- 10 / 100 / 1000Mbps for Half-Duplex mode, 20/200 / 2000Mbps for Full-Duplex mode
Flow control:	- IEEE 802.3x Flow Control (Full-Duplex)



Rua Manaus, 51
Vila Bertioga - SP



(11) 2028-8866



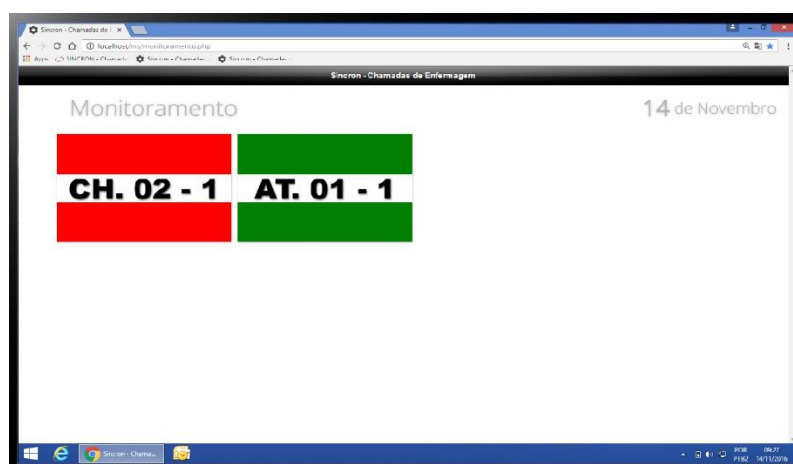
sincron@sincron.com.br
www.sincron.com.br

Interfaces:	<ul style="list-style-type: none"> - 10/100/1000 Mbps RJ45 port, Auto-Negotiation, Auto MDI / MDIX - LEDs: Link / Act - 4 USB ports
Software connections:	- 5VDC/2A Plug jack P\$ 2.1.
Basic data:	<ul style="list-style-type: none"> - White color; - Cabinet Material: PSAI; - Dimensions HxWxD (35mm x 67mm x 97mm)

3.13 MANAGEMET AND REGISTRATION SOFTWARE CODE MT011

The software will record by type of event, indicating the time when the patient activated the handset, the time when the nurse started the service and indicated his presence in bed, the time the service ended, in addition to the calls for assistance, yellow code, blue code and bathroom call.

The Software has the Sincron monitoring screen, which simultaneously shows all events occurring and their respective status.



Rua Manaus, 51
Vila Bertioga - SP



(11) 2028-8866



sincron@sincron.com.br
www.sincron.com.br